

IMMUNOCHEMICAL FECAL OCCULT BLOOD TEST (FIT test)


Your doctor has prescribed an immunochemical test for occult blood (blood that is not visible to the naked eye) in your stools. It is a simple test used to screen for colorectal cancer.

To do the test you will be given a specimen collection kit containing:

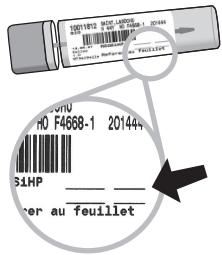
- a tube-shaped container
- a waterproof, biodegradable paper
- a plastic bag

TO ENSURE ACCURATE TEST RESULTS, IT IS IMPORTANT TO FOLLOW THESE INSTRUCTIONS

ATTENTION: If you have your period or bleeding hemorrhoids, check with your doctor to see if you can do this test.



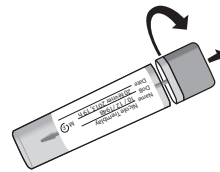
- 1 Open your sample collection kit.



- 2 When you are ready to take the test, take the tube and clearly write your last name, first name, birth date, and the date of the test on the label. If the label is pre-identified with your name, only write the date and time of the test on the lines to the right of the bar code.



- 3 Unfold the paper. Place it directly on the clean water in the center of the toilet bowl so that the sides of the paper stick to the wall of the bowl.



- 5 Turn and pull the green cap to open the sample collection tube.



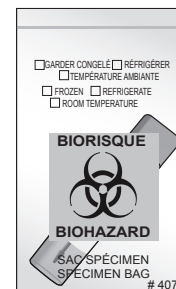
- 6 Before the paper sinks into the water, lightly scratch the surface of the stools with the green stem attached to the cap. A small sample of your stool is sufficient to cover the end of the stem. You may then flush the toilet without removing the paper.



- 7 Reinsert the stem into the tube and close it tightly. Do not reopen the tube once you have closed it.



- 8 Wash your hands.



- 9 Put your sample tube in the plastic bag and close it.



You must take your stool sample to the test centre as soon as possible, within 48 hours of collecting the sample. If you still have the paper copy of your doctor's note, remember to include it in the bag with your stool sample. Check the centre's hours.



In the mean time, keep the bag in the refrigerator.

Your test results will be sent to your attending physician.